

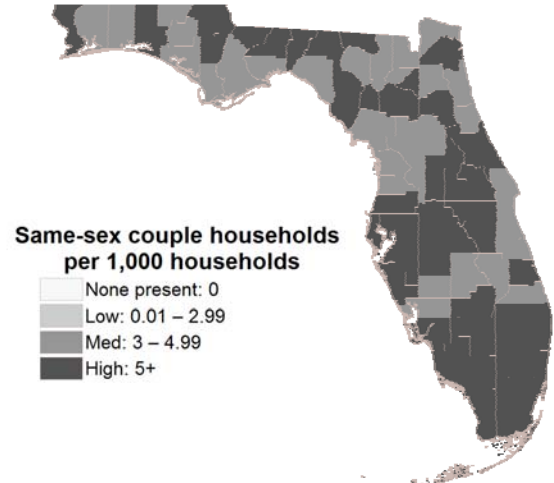
FLORIDA

DECEMBER 2007

Adam P. Romero, *Public Policy Fellow*
Amanda K. Baumle, *Public Policy Fellow*
M.V. Lee Badgett, *Research Director*
Gary J. Gates, *Senior Policy Fellow*

Using data from the U.S. Census Bureau, this report provides demographic and economic information about same-sex couples and same-sex couples raising children in Florida. We compare same-sex “unmarried partners,” which the Census Bureau defines as an unmarried couple who “shares living quarters and has a close personal relationship,” to different-sex married couples in Florida.¹

In many ways, the almost 55,000 same-sex couples living in Florida are similar to married couples. According to Census 2000, they live throughout the State, are racially and ethnically diverse, have partners that depend upon one another financially, and actively participate in Florida’s economy. Census data also show that 17% of same-sex couples in Florida are raising children. However, same-sex parents have fewer economic resources to provide for their families than do their married counterparts: they have lower household incomes and lower rates of home ownership.



SAME-SEX COUPLES AND THE LGBT POPULATION IN FLORIDA

- In 2000, there were 41,048 same-sex couples living in Florida.²
- The number of same-sex couples increased to 54,929 by 2005.³ This increase likely reflects same-sex couples’ growing willingness to disclose their partnerships on government surveys.
- In 2005, there were almost 610,000 gay, lesbian, and bisexual people (single and coupled) living in Florida.⁴

INDIVIDUALS IN SAME-SEX COUPLES ARE DEMOGRAPHICALLY AND GEOGRAPHICALLY DIVERSE

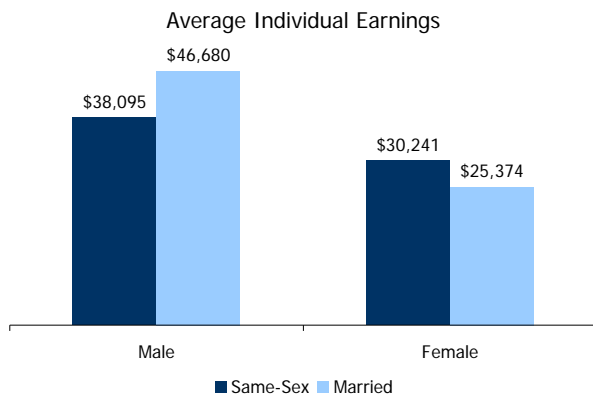
- There are more male same-sex couples (56%) than female same-sex couples (44%) in Florida.⁵
- Individuals in same-sex couples are, on average, 41 years old, and significantly younger than married individuals (51 years old) in Florida.

- Same-sex couples live in every county in Florida and constitute 1.2% of coupled households and 0.65% of all households in the state. Broward County reported the most same-sex couples with 5,970 couples (0.91% of all households in the county), followed by Miami-Dade County with 5,889 couples (0.76%), and Palm Beach County with 3,069 couples (0.65%). The county with the highest percentage of same-sex couples is Monroe County (1.59% of all county households).⁶
- Florida’s same-sex couples are as racially and ethnically diverse than their married counterparts: 24% of same-sex and 26% married couples are nonwhite.

PEOPLE IN SAME-SEX COUPLES ARE ACTIVELY ENGAGED IN THE STATE ECONOMY

- Individuals in same-sex couples in Florida are significantly more likely to be employed than are married individuals: 76% of individuals in same-sex couples are employed, compared to 57% of married individuals.

- Contrary to a popular stereotype, the annual earnings of men in same-sex couples are significantly lower than married men. On average, men in same-sex couples in Florida earn \$38,095 each year, significantly less than \$46,680 for married men. The median income of men in same-sex couples in Florida is \$30,000, or 10% less than that of married men (\$33,200).
- Women in same-sex couples in Florida earn an average of \$30,241 per year (with a median of \$25,000), more than married women, whose earnings average \$25,374 (with a median of \$20,100). Women in same-sex couples earn, on average, less than married men as well as men in same-sex couples in Florida.



- Individuals in same-sex couples in Florida are more likely to work in the private sector: 75% of individuals in same-sex couples work in the private sector, compared to 70% of married individuals; 13% of individuals in same-sex couples work in the public sector, compared to 16% of married individuals; and 12% of individuals in same-sex couples are self-employed, compared to 14% of married individuals.
- Individuals in same-sex couples are more likely to have a college degree: 32% of individuals in same-sex couples and 25% of married individuals have earned a college degree.
- Despite the military's historic policies of excluding gay men and lesbians from service, individuals in same-sex couples have served in the military: 14% of individuals in same-sex couples are veterans, compared to 20% of married individuals.

SAME-SEX PARTNERS IN FLORIDA DEPEND UPON ONE ANOTHER IN WAYS THAT ARE SIMILAR TO MARRIED COUPLES

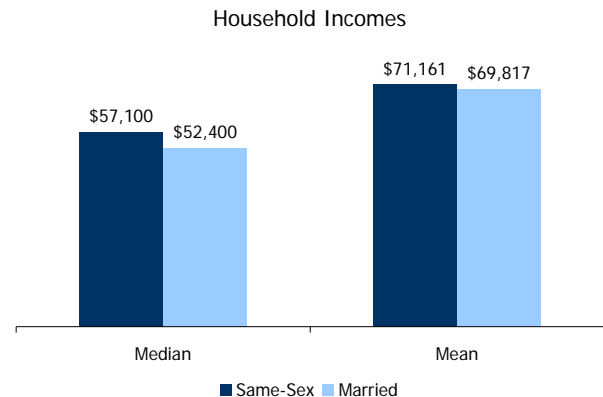
- Couples in which one partner does not work or earns significantly less than the other partner may indicate financial interdependence. Almost one in

four same-sex couples (22%) have only one wage earner, compared to almost one in three (30%) married couples.

- A similar percentage of same-sex (32%) and married (34%) couples in Florida have at least one partner who is disabled.
- 10% of same-sex couples have at least one partner over the age of 65, compared to 28% of married couples.

SAME-SEX HOUSEHOLDS IN FLORIDA HAVE SIMILAR ECONOMIC RESOURCES AS MARRIED HOUSEHOLDS

- The median income of same-sex coupled households in Florida is \$57,100, more than that of married couples (\$52,400). The average household income of same-sex couples is \$71,161, more than \$69,817 for married couples.

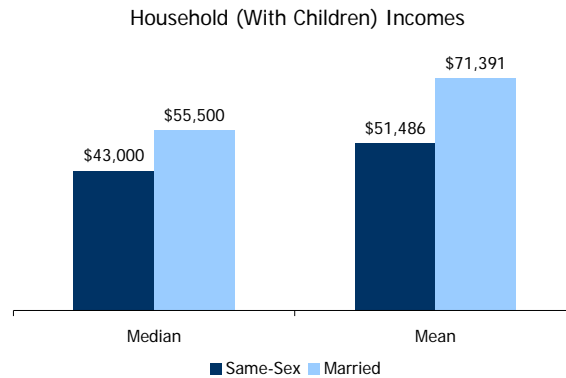


- Same-sex couples are significantly less likely than married couples to own their homes: 66% of same-sex couples in Florida own their home, compared to 83% of married couples.

SAME-SEX COUPLES ARE RAISING CHILDREN IN FLORIDA, YET WITH FAR FEWER ECONOMIC RESOURCES THAN MARRIED PARENTS

- 17% of same-sex couples in Florida are raising children under the age of 18.
- As of 2005, an estimated 17,010 of Florida's children are living in households headed by same-sex couples.⁷
- In Florida, married and same-sex couples with children under 18 in the home have, on average, 2 children.
- 1.2% of Florida's adopted children (or 962 children) live with a lesbian or gay parent.⁸

- Same-sex parents have fewer financial resources to support their children than married parents in Florida. The median household income of same-sex couples with children is \$43,000, or 23% lower than that of married parents (\$55,500). The average household income of same-sex couples with children is \$51,486, significantly less than \$71,391 for married parents.
- While 49% of same-sex couples with children own their home, a much larger percentage of married parents (77%) own their home.



CONCLUSION

Census data provide valuable information about gay and lesbian couples in Florida. While in many respects Florida's same-sex couples look like married couples, those with children have fewer economic resources than married couples to provide for their families and lower rates of homeownership.

	Same-Sex	Married
Race/Ethnicity ⁹		
White	75.9%	74.1% [^]
Black	7.8%	7.8%
Hispanic	14.0%	14.8%
Asian	0.5%	1.9%*
American Indian/Alaskan Native	0.6%	0.2%*
Other	1.3%	1.2%
Average age	41.4	50.9*
Percent with a college degree or better	31.5%	24.8%*
Percent Employed	76.4%	57.1%*
Employment ⁹		
Private employer	74.8%	70.0%*
Public employer	12.9%	15.7%*
Self-employed	12.3%	14.0%*
Veteran Status	13.8%	19.5%*
Average individual salary		
Men	\$38,095	\$46,680*
Woman	\$30,241	\$25,374*
Median individual salary		
Men	\$30,000	\$33,200
Woman	\$25,000	\$20,100

* Difference significant at the 5% level or better (two-tailed tests).
[^] Difference significant at the 10% level or better (two-tailed tests).

	Same-Sex	Married
At least one partner over 65	9.8%	28.0%*
Percent disabled	31.5%	33.5%
Average household income	\$71,161	\$69,817
Median household income	\$57,100	\$52,400
Income gap between partners	\$22,539	\$25,459*
Single wage earner	22.3%	29.5%*
Homeownership	66.3%	82.5%*
Percent with children under 18	17.3%	40.8%*

* Difference significant at the 5% level or better (two-tailed tests).
[^] Difference significant at the 10% level or better (two-tailed tests).

	Same-Sex parents	Married parents
Average number of children under 18 in the household	1.8	1.9
Single wage earner (parents)	27.0%	36.4%*
Average household income (parents)	\$51,486	\$71,391*
Median household income (parents)	\$43,000	\$55,500
Homeownership	49.2%	76.5%*

* Difference significant at the 5% level or better (two-tailed tests).
[^] Difference significant at the 10% level or better (two-tailed tests).

Appendix A: Counts and percent of same-sex couples by county

County	Number of same-sex couples	Percent of same-sex couples out of all households
Alachua	562	0.64%
Baker	25	0.35%
Bay	273	0.46%
Bradford	47	0.55%
Brevard	860	0.43%
Broward	5970	0.91%
Calhoun	25	0.56%
Charlotte	253	0.40%
Citrus	201	0.38%
Clay	221	0.44%
Collier	557	0.54%
Columbia	94	0.45%
DeSoto	53	0.49%
Dixie	32	0.61%
Duval	1809	0.60%
Escambia	606	0.55%
Flagler	89	0.42%
Franklin	18	0.44%
Gadsden	85	0.54%
Gilchrist	36	0.72%
Glades	23	0.60%
Gulf	18	0.37%
Hamilton	27	0.65%
Hardee	42	0.51%
Hendry	69	0.64%
Hernando	268	0.48%
Highlands	167	0.45%
Hillsborough	2855	0.73%
Holmes	24	0.35%
Indian River	215	0.44%
Jackson	86	0.52%
Jefferson	29	0.62%
Lafayette	11	0.51%
Lake	451	0.51%
Lee	1073	0.57%
Leon	536	0.56%
Levy	67	0.48%
Liberty	10	0.45%
Madison	36	0.54%
Manatee	641	0.57%
Marion	511	0.48%
Martin	239	0.43%
Miami-Dade	5889	0.76%
Monroe	558	1.59%
Nassau	97	0.44%
Okaloosa	248	0.37%
Okeechobee	57	0.45%
Orange	2907	0.86%

County	Number of same-sex couples	Percent of same-sex couples out of all households
Osceola	385	0.63%
Palm Beach	3069	0.65%
Pasco	791	0.54%
Pinellas	2846	0.69%
Polk	1014	0.54%
Putnam	141	0.51%
St. Johns	240	0.48%
St. Lucie	432	0.56%
Santa Rosa	176	0.40%
Sarasota	900	0.60%
Seminole	752	0.54%
Sumter	71	0.34%
Suwannee	57	0.42%
Taylor	29	0.40%
Union	14	0.42%
Volusia	974	0.53%
Wakulla	40	0.47%
Walton	110	0.66%
Washington	37	0.47%

About the Authors

Adam P. Romero is Public Policy Fellow at the Williams Institute, UCLA School of Law. J.D. Yale Law School; A.B., *summa cum laude*, Cornell University. His current research examines the significance of family in society and law, especially as relevant to disabled adults without family.

Amanda K. Baumle is Public Policy Fellow at the Williams Institute, UCLA School of Law as well as Assistant Professor of Sociology at the University of Houston. Ph.D Texas A&M; J.D. University of Texas. She specializes in demography, social inequality, and the sociology of law.

M.V. Lee Badgett is Research Director at The Williams Institute, UCLA School of Law, and Director of the Center for Public Policy and Administration at the University of Massachusetts Amherst, where she is also on the faculty of the Department of Economics. She studies family policy and employment discrimination related to sexual orientation.

Gary J. Gates is Senior Research Fellow at The Williams Institute, UCLA School of Law. He studies the demographic and economic characteristics of the lesbian and gay population.

¹ Unless otherwise noted, we calculate the demographic characteristics from the Census 2000 Public Use Microdata Sample (5% file) available from the U.S. Census Bureau. For a detailed discussion of the Census 2000 methodology used in this report, see *Census Snapshot: Methods Note*, available at <http://www.law.ucla.edu/williamsinstitute/publications/MethodologicalDetailsForCensusSnapshots.pdf>. In estimating numbers of same-sex couples and children raised by same-sex couples, however, we use the total number of same-sex couples from 2005 and the proportion of couples with children from 2000 in order to provide a more up-to-date estimate.

² Tavia Simmons & Martin O'Connell, U.S. Department of Commerce, U.S. Census Bureau, *Married-Couple and Unmarried-Partner Households*, Census 2000 Special Reports, CENSR-5, p. 4, tab. 2 (Feb. 2003).

³ Gary J. Gates, The Williams Institute, *Same-sex Couples and the Gay, Lesbian, Bisexual Population: New Estimates from the American Community Survey*, p. 11, apx. 1, available at <http://www.law.ucla.edu/williamsinstitute/publications/SameSexCouplesandGLBpopACS.pdf>. Sample sizes for individual states in 2005 are not sufficiently large for the analyses presented in this report, we therefore use data from Census 2000 where samples are on average five times larger than 2005.

⁴ *Id.*

⁵ Simmons & O'Connell, *supra* note 2.

⁶ U.S. Census Bureau, *Unmarried Partner Households by Sex of Partners*, PCT14. Percentages of total households computed by dividing data in PCT14 by data in P15 (total households).

⁷ Computed by multiplying the number of same-sex couples times the percent of same-sex couples with children times the average number of children under 18 in the household.

⁸ Gary J. Gates, M.V. Lee Badgett, Kate Chambers, Jennifer Macomber, The Williams Institute & The Urban Institute, *Adoption and Foster Care by Gay and Lesbian Parents in the United States (2007)*, available at <http://www.law.ucla.edu/Williamsinstitute/publications/Policy-Adoption-index.html>.

⁹ Due to rounding, percent may not add to 100.

For more information, contact:
The Williams Institute
UCLA School of Law
Box 951476
Los Angeles, CA 90095-1476
T (310)267-4382
F (310)825-7270
williamsinstitute@law.ucla.edu
www.law.ucla.edu/williamsinstitute